

# Real-time reporting in S/4HANA including Fiori Analytics

Examples from Accounts Receivable, Accounts Payable & General Ledger Accounting with insight to action.



Public

**SAP** Bring out your best.

# Agenda

## **Introduction**

## **S/4HANA Functionality**

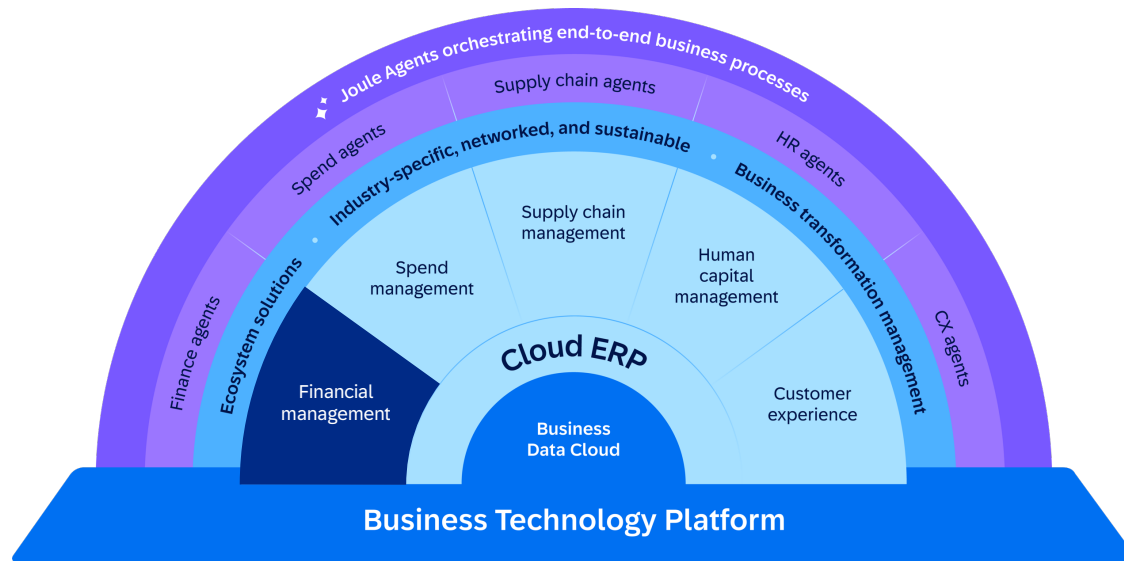
GL Upload, Situation Handling, and Flexible Workflow for enhancing efficiency.

## **Real-Time Financial Reporting**

Examples from Accounts Receivable, Accounts Payable & General Ledger Accounting with insight to action.

# SAP Business Suite

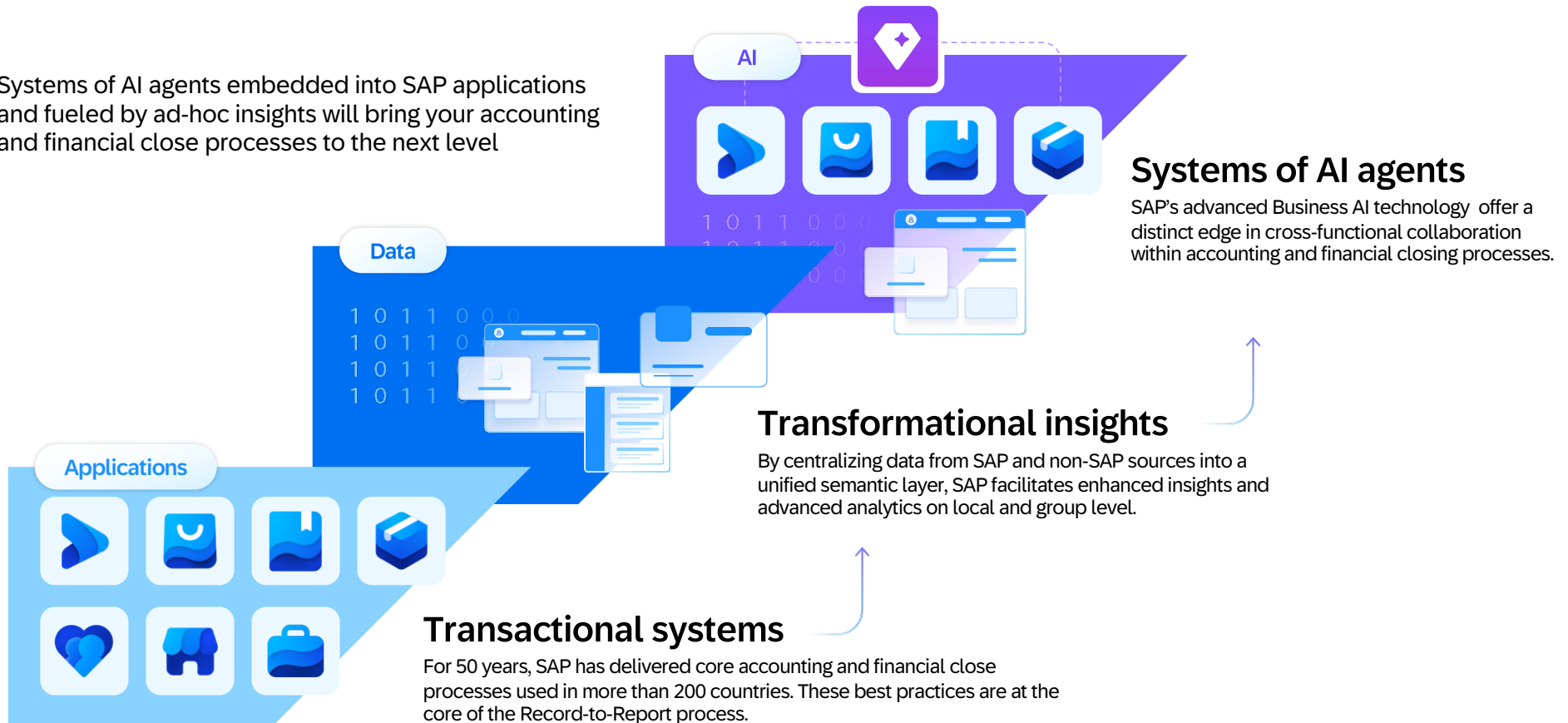
The future of financial management, enabling Finance leaders to achieve their top objectives



- 1 **Manage uncertainty** through effective steering and agile planning
- 2 **Navigate transformation** supported by efficient processes to balance growth and profitability
- 3 **Enable compliance and sustainability** in an ever-evolving regulatory and risk environment

# Meeting your Challenges requires a new Era of Enterprise Management

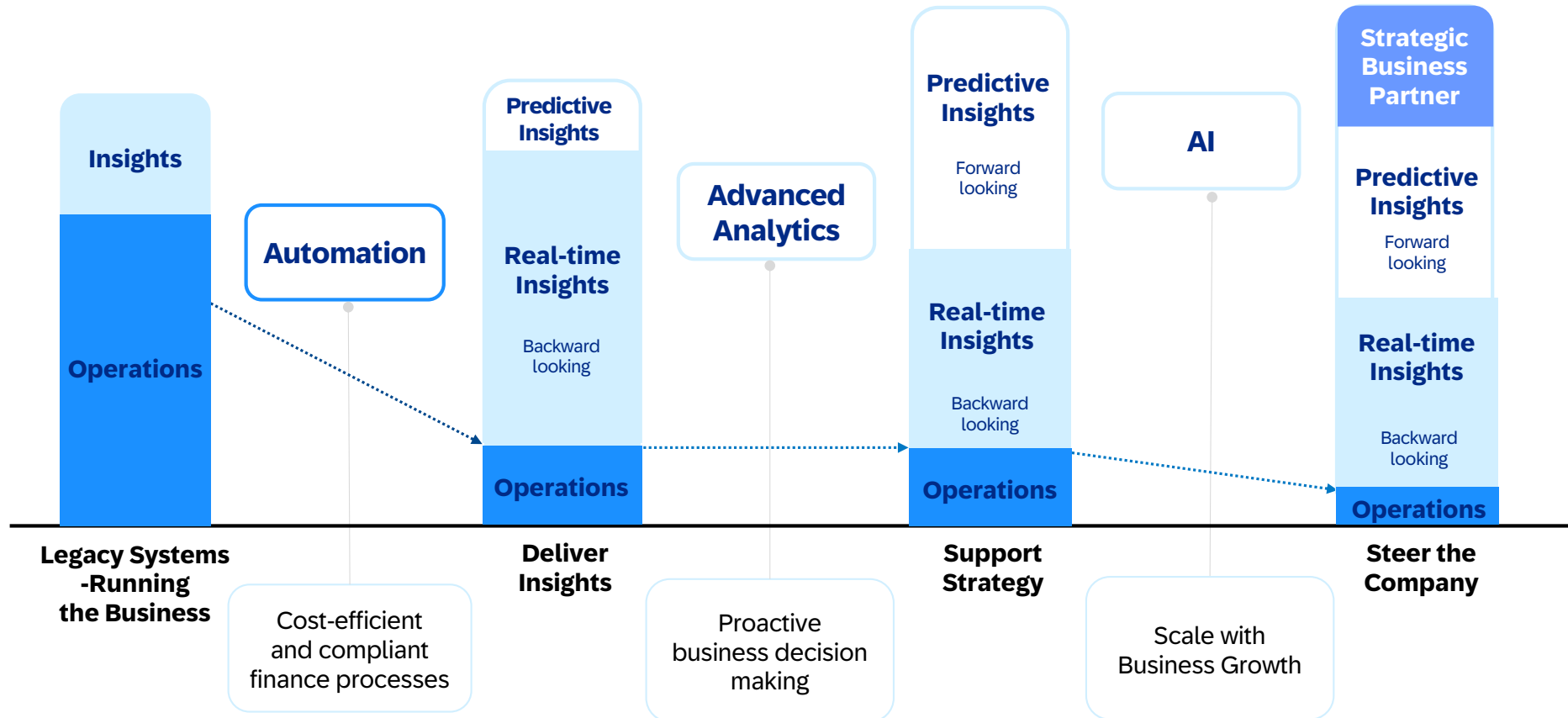
Systems of AI agents embedded into SAP applications and fueled by ad-hoc insights will bring your accounting and financial close processes to the next level



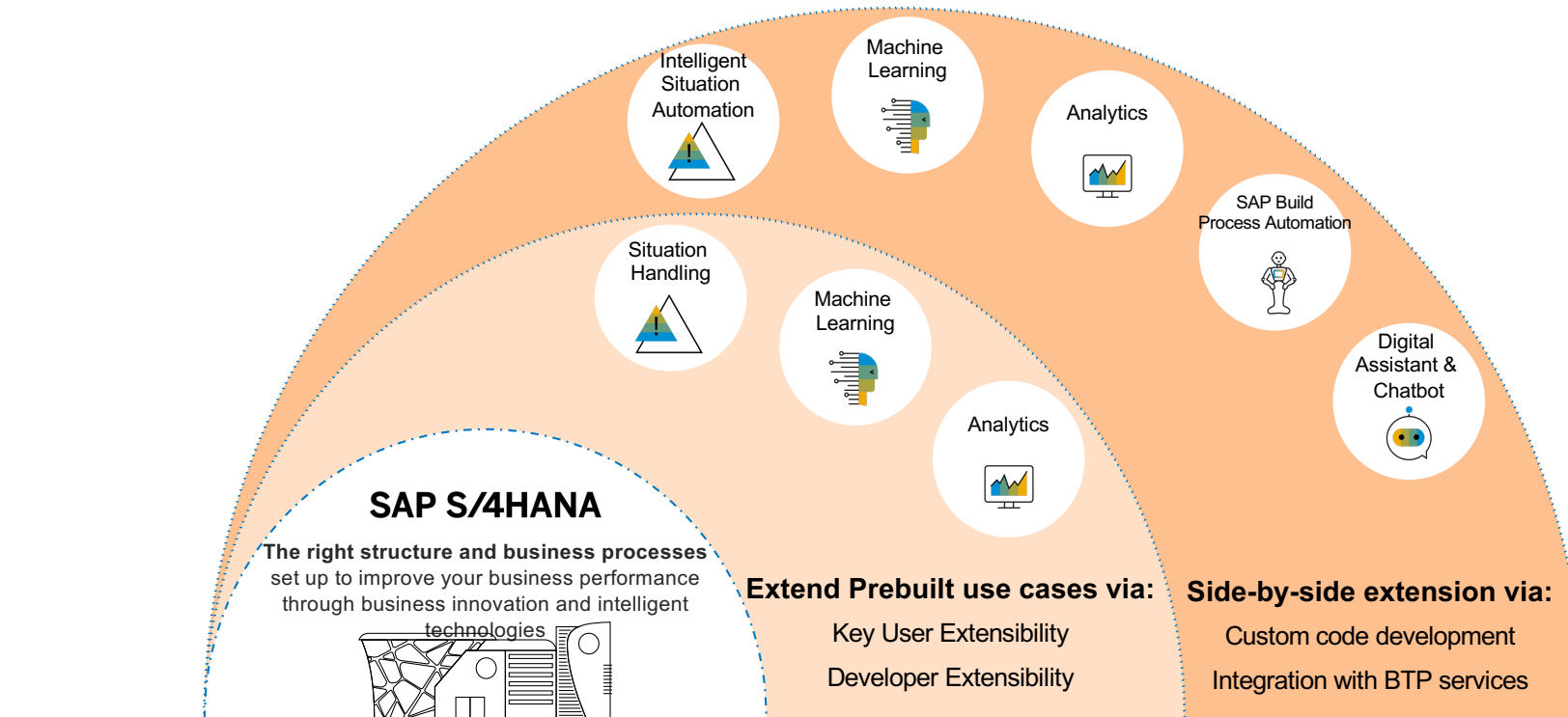
<https://discovery-center.cloud.sap/ai-catalog/>

# Finance Transformation With Business Suite

CFO Focusing on What is in it for them



# Reporting & Automation options in S/4HANA



# SAP Fiori launchpad with spaces and pages\*



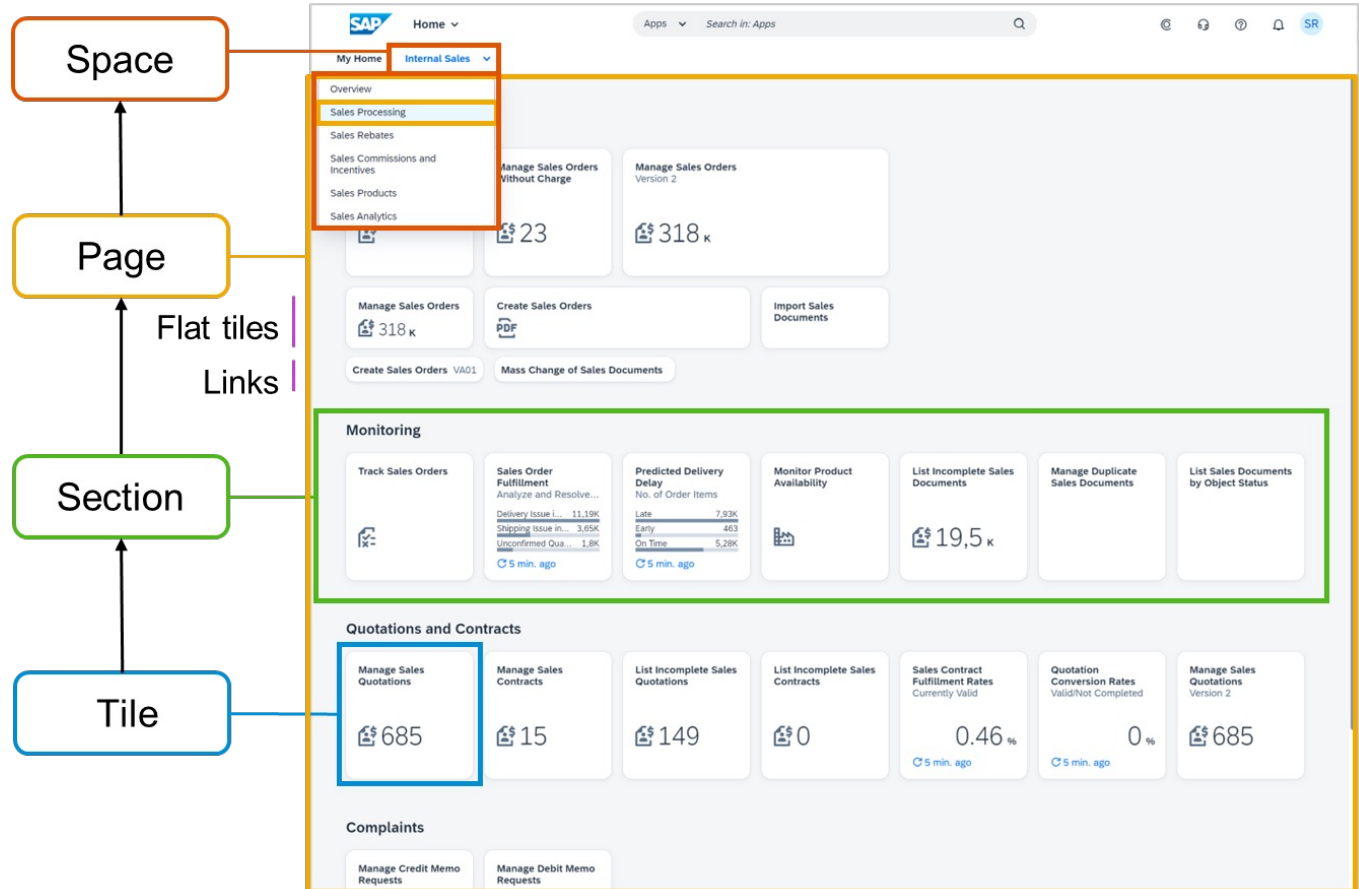
Spaces with multiple pages – for example, one space for each role



Allows users and admins to better organize access to apps with WYSIWYG editor



For users: Easier to use, better user experience, stable layout



\*SAP Build Work Zone also provides spaces and pages

# SAP Fiori launchpad

## Your entry point to the world of SAP S/4HANA

Single entry point and central features

Domain-specific insights and actions

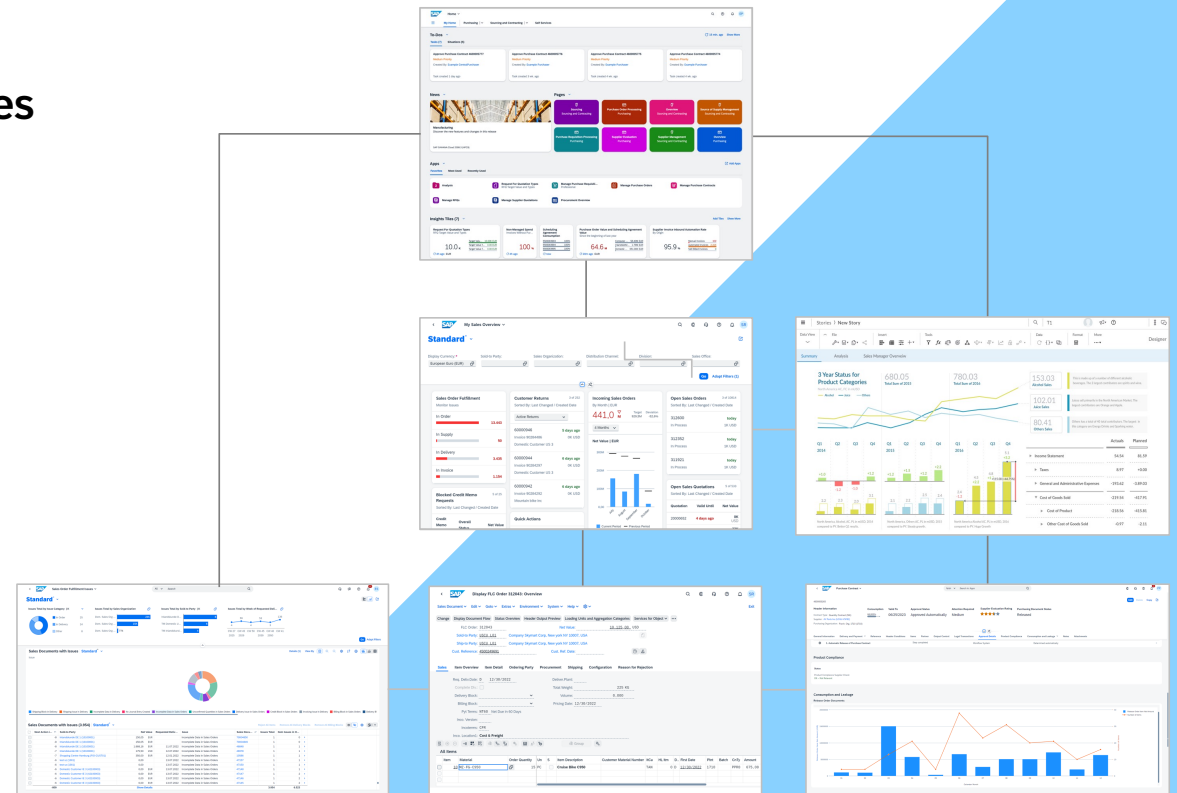
- Overview pages
- Monitor / Manage apps
- Smart Business KPIs

Explore in depth

- Networked navigation of applications
- SAP Fiori apps + GUI transactions + Web Dynpro apps + Web Client UI + URLs

**More Information:** [Understanding insight to action app to app navigation](#)

PUBLIC



# SAP Fiori launchpad: Your entry point to the world of SAP S/4HANA

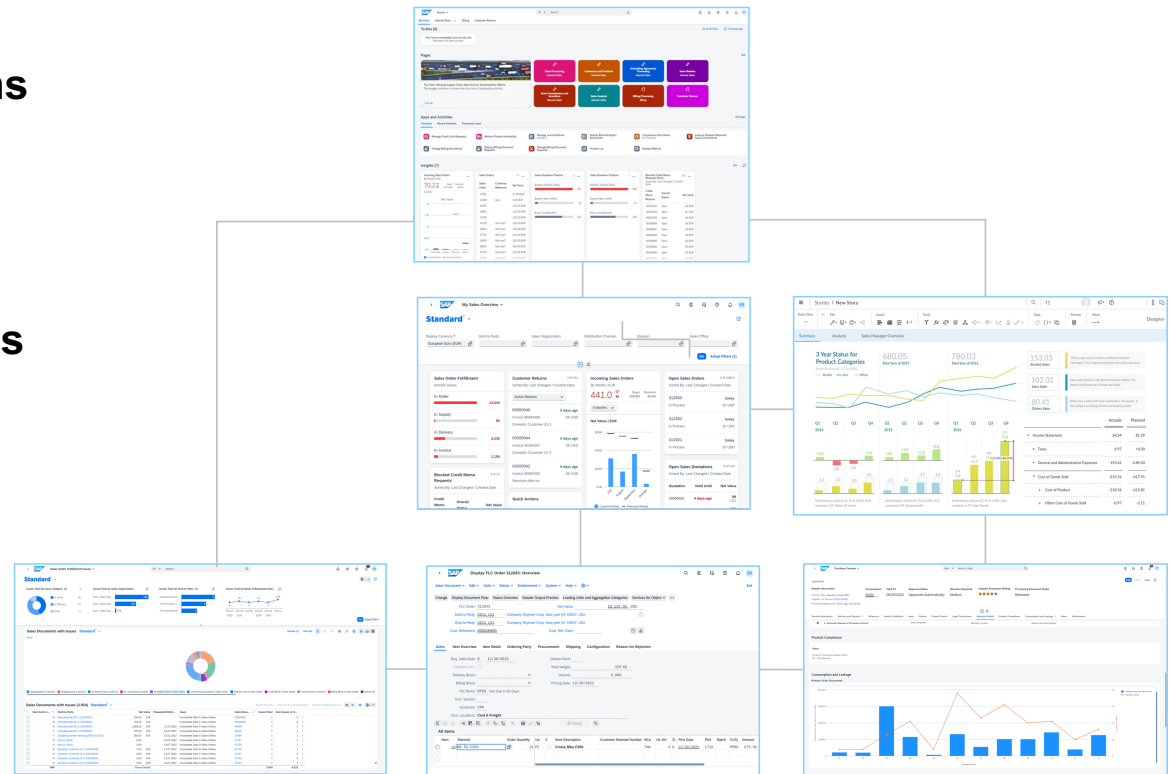
**Single entry point & central functions**  
SAP Fiori launchpad

**Domain-specific insights and actions**

- Overview pages, Analytical list pages, ...
- SAP Task Center

**Enter details and explore in depth**

- Network of applications



**One look:** Select one SAP Fiori theme for all your apps



# SAP S/4HANA Differentiators – Updated Business Processes and Functionalities

## Financial Accounting

### Universal journal – the single source of truth

- Concept: take the best of all worlds (e.g. ledger, market segment, coding block, etc.)
- One line item table with full detail for all applications - for instant insight & easy extensibility (entry extension or ACDOCA derived)
- Data stored only once: no more reconciliation needed Reduction of memory footprint through elimination of redundancy
- Fast multi-dimensional reporting without replicating data to BW
- If BW is in place anyway, only one single extractor needed
- Secondary cost elements are now G/L accounts
- Multi-dimensional GL
- Extension ledger to reduce duplication of data for management reporting
- Custom defined fields
- Up to 999,999 line items per document
- Unified, extensible currencies
- Consistent parallel valuation (transfer prices)
- Up to 10 currencies per ledger
- Basic & Advanced Compliance Reporting
- Leverage Semantic Tagging for reporting on flexible hierarchies
- Integrated Planning (ACDOCP)
- Integrated Group Reporting (ACDOCU)
- Predictive Accounting

[Link to documentation](#)

PUBLIC

### SAP R/3

Classic General Ledger

Special Ledger

Profit Center Accounting

Profitability Analysis

Controlling

Fixed Assets

Material Ledger

### ERP

New General Ledger

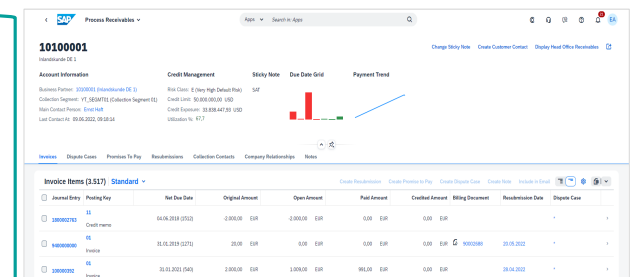
Profitability Analysis

Controlling

Fixed Assets

Material Ledger

### Finance in SAP S/4HANA Cloud



### Process Receivables

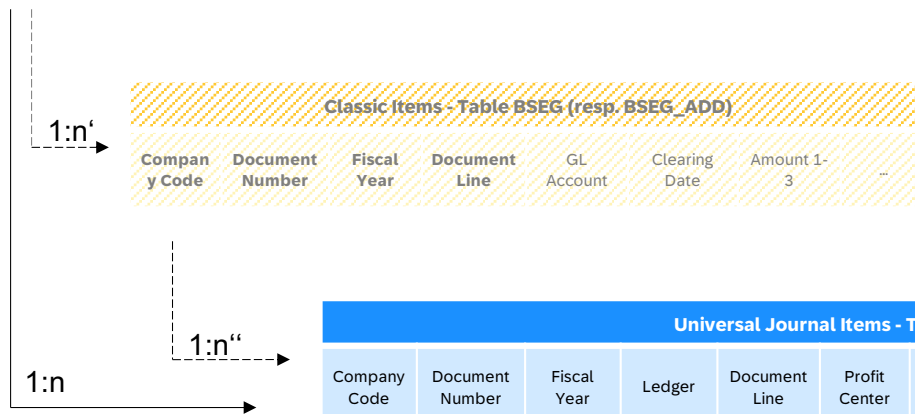
### Universal Journal



**Universal Journal - single source of truth**

# Data Model for Journal Entries in the Universal Journal

Document Header - Table BKPF							
Company Code	Document Number	Fiscal Year	Posting Date	User	Transaction Currency	Ledger Group	...



## BKPF

- Journal Entry Header

## BSEG

- Relevant for operational processes like open item management
- We recommend to summarize BSEG (999 limit)
- Optional for some processes

## ACDOCA

- Journal Entry Items – single source for reporting
- Amounts and quantities per **ledger** and per **balancing account assignment** (Online Splitter)
- Contains full details - all fields relevant for **accounting** processes and reporting

# Attributes in reporting – Brand - example

- Attributes can be fetched from underlying transactional or master data. It is not written into the universal journal, only available in reporting.
- When selected the attribute is visible in report as a dimension (if it is not blank)

The screenshot illustrates the SAP Journal Entry Analyzer interface. At the top, there are filter fields for Ledger (0L), Company Code (1910), Key Date (05.05.2022), G/L Account, Altern. G/L Account, Ledger Fiscal Year (2022), Fiscal Period, and Fiscal Year Period. Below these are fields for Posting Date, Financial Transaction Type, and Journal Entry.

The main data table is titled '<No Bookmark Loaded>' and has columns: G/L Account, Product, Product Sold, Material, Profit Center, and Amount in Compan... The table contains various entries with G/L accounts like YCOA/51100... and YCOA/51600... and products like 'Conspn Raw Mat' and 'Conspn Trde Gds'.

A context menu is open over the 'Product' column, showing options like Filter, Sort, Drilldown, Display, Totals, and 'Add Attribute'. The 'Add Attribute' option is highlighted.

A dialog box titled 'Select Attributes - Pro...' is open, showing a list of 'Available Attributes' with 'Brand' selected. Other attributes include Attributes, Batch Management, CAD Indicator, Change Number, and Changed By.

Below the main table, a second table shows the result of adding the 'Brand' attribute. It has columns: Company Code, G/L Account, Brand, Product Sold, Material, and Amount in Compan... The 'Brand' column contains values like 'Not assigned' and '-250.000,00 SEK'. A red arrow points to this column.

PUBLIC

# Agenda

## Introduction

### **S/4HANA Functionality**

GL Upload, Situation Handling, and Flexible Workflow for enhancing efficiency.

### **Real-Time Financial Reporting**

Examples from Accounts Receivable, Accounts Payable & General Ledger Accounting with insight to action.

# Upload General Journal Entries

## Operational productivity & simplicity for one or multiple manual entries

The image illustrates the process of uploading general journal entries through SAP. It includes an Excel template, a workflow diagram, a Fiori UX interface, and a table of uploaded items.

**Excel Template:** The template is titled "Upload General Journal Entry" and includes a "Batch ID" field. The "Header" section contains fields for Company Code (1710 SA), Journal Entry Type (2), Journal Entry Date (9/21/2018), Posting Date (9/21/2018), Fiscal period (2), Document Header Text (25), Transaction Currency (USD), Ledger Group (4), Exchange Rate (12), and Currency Translation Date. The "Line Items" section includes Company Code (1710), G/L Account (63003000), Item Text (50), Transaction Currency, Debit (100), Credit (100), and Amount in Company Code Currency (100).

**Workflow Diagram:** A diagram shows a hand clicking a sun icon, followed by a document icon, an arrow, a checkmark icon, and a monitor icon labeled "FIORI UX".

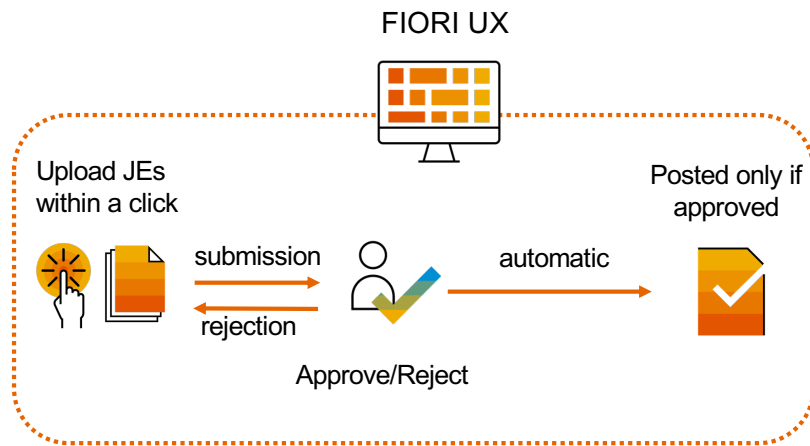
**Fiori UX Interface:** The interface shows the "Upload General Journal Entries" app. A "Template Download" dialog box is open, allowing selection of the template language (English) and format (MS Excel Workbook (\*.xlsx), CSV (Comma(,) delimited (\*.csv), or CSV (Semicolon(;) delimited (\*.csv)).

**Table of Uploaded Items:**

Temporary ID	Batch ID	Journal Entry S...	Status	Journal Entry	Company Code	Posting Date	Created At
UPLD_2023-02-16 14:02:30(6548800)_001	\$1GAPHDUCZR2	001	Held		1710 (BestRun US)	02/16/2023	02/16/2023, 15:02:31

# Verify General Journal Entries

## Accuracy and correctness safeguarding at hand



Status	Hist...	Proc...	Journal Entry	Posting Date	Company Code	Submitted By	Journal Entry Type	Amnt in CompCd Crcy	Period
Submitted			101756353	05/09/2023	1710 (BestRun US)	CB9980000850 (GL Accountant)	SU (Intercomp./Clearing)	15 000,00 USD	05
Submitted			101756352	05/09/2023	1710 (BestRun US)	CB9980000850 (GL Accountant)	SU (Intercomp./Clearing)	1 000,00 USD	05
Posted			101755175	05/09/2023	1710 (BestRun US)	CB9980000850 (GL Accountant)	SU (Intercomp./Clearing)	15 000,00 USD	05
Rejected			101755174	05/09/2023	1710 (BestRun US)	CB9980000850 (GL Accountant)	SU (Intercomp./Clearing)	1 000,00 USD	05
Submitted			101698940	08/05/2023	1710 (BestRun US)	CB9980000850 (GL Accountant)	SA (GL Account Document)	115,00 USD	08
Posted			101698941	08/05/2023	1710 (BestRun US)	CB9980000850 (GL Accountant)	SA (GL Account Document)	110,00 USD	08
Submitted			101698743	08/05/2023	1710 (BestRun US)	CB9980000850 (GL Accountant)	SA (GL Account Document)	115,00 USD	08
Submitted			101654415	05/07/2023	1710 (BestRun US)	CB9980000850 (GL Accountant)	SA (GL Account Document)	2,00 USD	05
Posted			101580849	05/06/2023	1710 (BestRun US)	CB9980000850 (GL Accountant)	AB (Journal Entry)	108,00 USD	05
Submitted			101442484	05/04/2023	1710 (BestRun US)	CB9980000850 (GL Accountant)	SA (GL Account Document)	108,00 USD	05
Posted			101442668	05/04/2023	1710 (BestRun US)	CB9980000850 (GL Accountant)	SA (GL Account Document)	107,00 USD	05
Rejected			100586690	04/18/2023	1710 (BestRun US)	CB9980000850 (GL Accountant)	SA (GL Account Document)	100,00 USD	04
Submitted			100566020	04/17/2023	1710 (BestRun US)	CB9980000850 (GL Accountant)	SA (GL Account Document)	100,00 USD	04
Posted			100325536	03/15/2023	1710 (BestRun US)	CB9980000850 (GL Accountant)	SU (Intercomp./Clearing)	2 990,00 USD	03
Posted			100330064	04/01/2023	1710 (BestRun US)	CB9980005066 (Remy Bravard)	SA (GL Account Document)	20 049,93 USD	04
Posted			100330065	04/01/2023	1710 (BestRun US)	CB9980005066 (Remy Bravard)	SA (GL Account Document)	99 888,00 USD	04

## Additional Options

Fiori Apps for uploading and verifying journal entries

- included in SAP S/4HANA core
- for simple use cases
- can be enhanced and is easy to maintain
- [AI-Assisted Journal Upload](#) & [Discovery Center: AI Assisted Journal Upload](#)

SAP Build (iRPA for journal entries (with additional approval process if needed)

- part of SAP Best Practices
- bot in SAP BTP (using Journal entry app or API)

SAP Build (BTP)

- The most flexible solution to cover all the possible use cases, supports also requests without postings.
- [Link to Build HUB with ready to use solutions](#)

PUBLIC

**SAP S/4HANA®**

**SAP Solution SAP Build (Business Technology Platform - BTP)**

# Flexible Business Workflows

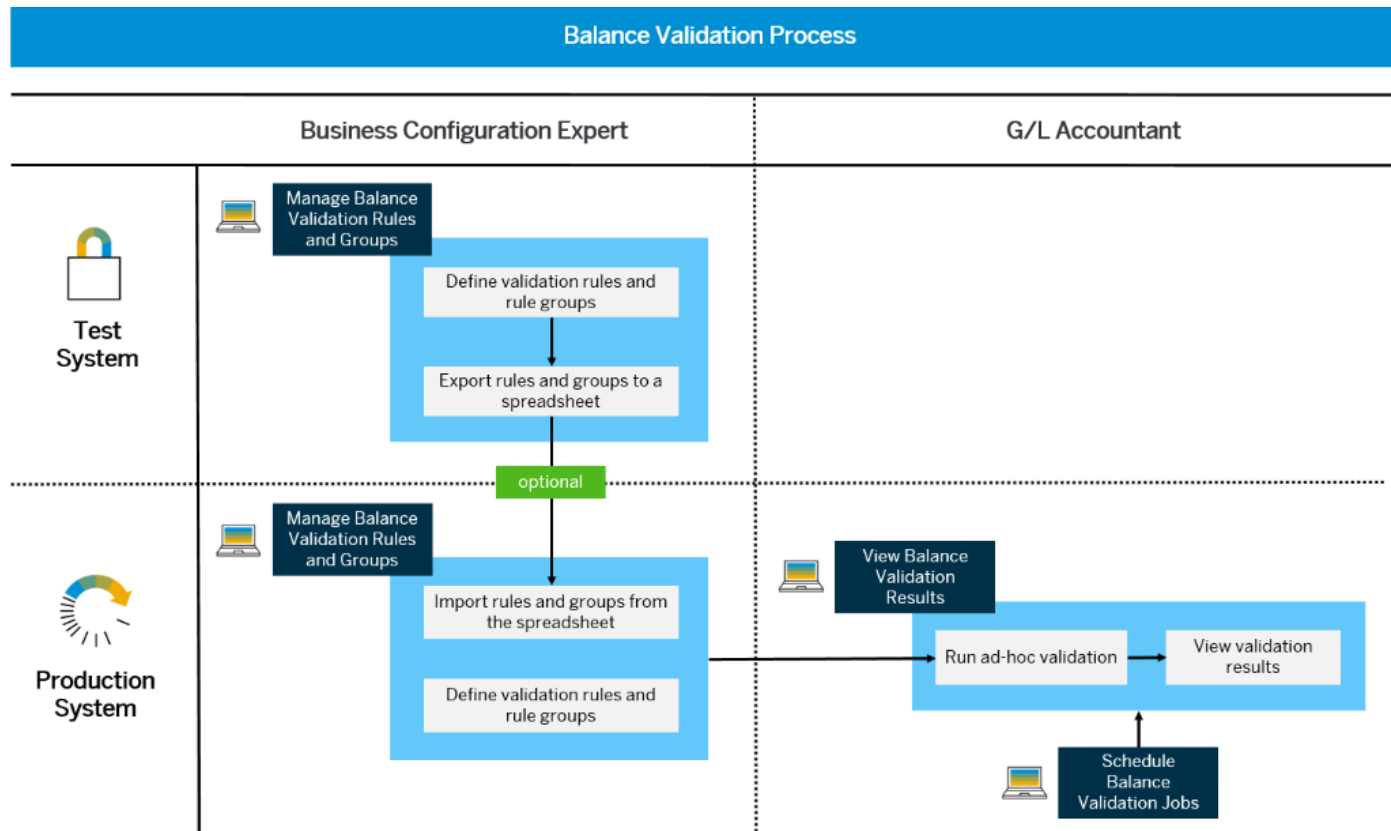
The screenshot shows the SAP Fiori 'My Tasks' dashboard. On the left, the 'My Tasks' section is highlighted with a blue box, containing 'My Inbox All Items' and 'My Outbox Outbox Items', both showing 0 tasks. A blue callout bubble points to this section with the text: "Tasks from a workflow show up here". Below this, another blue callout bubble points to the main grid of workflow management apps with the text: "Many different function-specific apps to maintain workflows". The grid contains 24 app tiles, each with a title and a right-pointing arrow icon. The titles include: 'Manage Workflows for Maintenance... Asset Management', 'Manage Workflows for Payment Block', 'Manage Workflows for Payment Agreement', 'Manage Workflows for Service Level Agreements', 'Manage Workflows for Contract Accounting', 'Manage Workflows for Supplier Quotations', 'Manage Workflows for RFQs', 'Manage Workflows for Centrally Managed Purchase...', 'Manage Workflows for Purchase Orders', 'Manage Workflows for Supplier Invoices', 'Manage Workflows for Purchase Scheduling...', 'Manage Workflows for Purchase Requisitions', 'Manage Workflows for Supplier Confirmations', 'Manage Workflows for Central Supplier Confirmations', 'Manage Workflows for Purchase Contracts', 'Manage Workflows for Service Entry... Loan Services', 'Manage Workflows for Central Purchase Contracts', 'Manage Workflows for Centrally Managed Purchase...', 'Manage Workflows for Quality Task Processing', 'Manage Workflows for Service Quotations', 'Manage Workflows for Condition Contracts', 'Manage Workflows for Settlement Documents', 'Manage Preliminary Billing Document Workflows', and 'Manage Sales Document Workflows'.

## Finance Flexible Workflows Fiori Library

The screenshot shows the SAP Fiori Library search results for 'workflow'. The search bar contains 'workflow'. The results are filtered by 'Product Suite (SAP S/4HANA (Private Cloud and On-Premise))' and 'Line of Business (Finance)'. The list of results includes: 'Manage Workflows for Supplier Invoices', 'Manage Preliminary Billing Document Workflows', 'Manage Workflows - Condition Contracts', 'Manage Workflows - For Bank Accounts', 'Manage Workflows - Intercompany Variance Adjustment', 'Workflow Change Requests - In Approval', 'Manage Workflows - Reconciliation Close Requests', 'Manage Workflows - Settlement Documents / Manage Workflows for Settlement Documents', 'Manage Workflows - Personnel Settlement Documents / Manage Workflows for Personnel Settlement Documents', 'Manage Workflows for General Journal Entry Verification / Manage Workflows for Journal Entry Verification - In General Ledger' (which is checked), and 'Manage Workflows for Journal Case'.

# Balance Validation | SAP Help Portal

[Link to recording Balance](#)



# Balance Validation | SAP Help Portal

## [Link to recording Balance](#)

Define validation rule:

The screenshot shows the SAP 'Define Validation Rules' interface for rule ZS0003. The rule is titled 'Original Asset Cost > Accum. Depreciation' and is currently in 'Draft' status. The interface is divided into several sections:

- General Information:** Contains fields for Rule ID (ZS0003), Short Description (Original Asset Cost > Accum. Depreciation), and Long Description.
- Data Source:** Set to 'Accounting'. Includes 'Group By' options for Asset Class, Level 2 (Optional), and Level 3 (Optional). Tolerance is set to 0.00. Control Level is set to 'Error'. There are radio buttons for 'And' and 'Or' (selected), and a checkbox for 'Comments required'.
- Rule Expression:** Features two formula editors. The 'Left Formula' contains 'Original Fixed Asset Cost'. The 'Right Formula' contains 'Accumulated Depreciation'. Navigation arrows are provided between the two editors.
- Operand Expression Editor:** A table for defining operands. It shows 'Accumulated Depreciation' with 'Sum' as the operand and 'YTD' as the period. A 'Where' clause is defined as 'G/L.Account.Hierarchy Node Incl. Equal to 1799/14'. Buttons for '+', '-', '\*', '/', and 'Add Operand' are visible.
- Reference Links:** A section for adding external links, currently empty.

At the bottom right, there are buttons for 'Save and Activate', 'Save', and 'Cancel'.

# Balance Validation | SAP Help Portal

Create rule group:

The screenshot displays the SAP 'Manage Balance Validation Rules and Groups' interface. The left pane shows a list of groups under 'Standard', with 'ZG0001' selected. The right pane shows the details for 'ZG0001', including its status as 'Active' and a list of nodes with their descriptions.

**Groups (1) Standard**

Group ID	Description	Status
<input type="checkbox"/> ZG0001	Sample Rule Group	Active

**ZG0001** Sample Rule Group

Changed By: CB9980000001    Created By: CB9980000001    Status: Active  
Changed At: 06/01/2023, 08:51:08    Created At: 06/01/2023, 08:49:36

Nodes	Description
▼ ZG0001	Sample Rule Group
▼ B/S	B/S Balance Check
ZS0001	Asset = Liab.+Equity
ZS0002	Current Asset/Current Liab.>1
ZS0003	Original Asset Cost >Accum. Depreciation
ZS0005	Long term loan > Interests income
ZS0009	Provision and expense both exist
▼ PL	PL Balance Check
ZS0004	No sales cost to manufacturing cc
ZS0006	Current period SG&A<Previous Period SG&

Your changes have been saved.

# Balance Validation | SAP Help Portal

View Validation results:

**SAP** Validation Result All Search

**ZG0001** Revalidate View Rule Group

Sample Rules

Company Code: 1210 (Company Code 1210) Fiscal Year Period: 005.2023 Commenting Status: Missing **Result Failed**  
 Ledger: 0L (Ledger 0L) Last Run: 06.06.2023, 07:27:22  
 Currency Type: LC (Company Code Currency)

**Result** Comments (0)

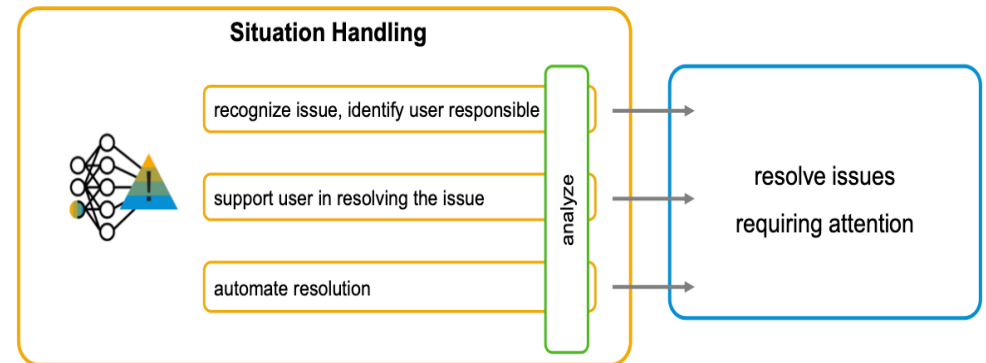
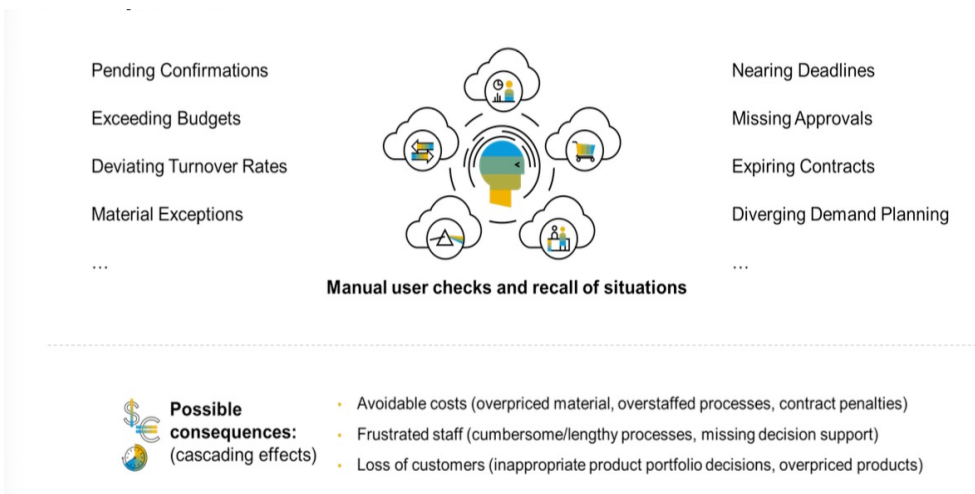
Result Standard Success (9) X 3 More Switch to Tolerance Currency

Node	Description	Result	Exception	Left Value	Operator	Right Value	Difference	Difference (%)	Tolerance	Tolerance (%)	Comments	Rule Category
▼ ZG0001	Sample Rules	Failed										
▼ ZG0003	B/S Balance Check	Failed										
ZS0001	Asset = Liab.+Equity	Failed		68B EUR	=	68B EUR	12M EUR				+	Basic Rule
ZS0002	Current Asset/Current Liab.>1	Success		79B EUR	>	1.28B EUR	78B EUR				+	Basic Rule
▼ ZS0003	Original Asset Cost >Accum. ....	Failed									+	Basic Rule
Asset Class:		Success		29,400.00 EUR	>=	2,900.00 EUR	26,500.00 EUR					
Asset Class: 1100		Success		1,000,000.00 EUR	>=	0.00 EUR	1,000,000.00 EUR					
Asset Class: 2000		Success		2,511.00 EUR	>=	2,279.01 EUR	231.99 EUR					
Asset Class: 3000		Failed		2,909.00 EUR	>=	3,278.00 EUR	369.00 EUR					
Asset Class: 3100		Success		11B EUR	>=	25,131.00 EUR	11B EUR					
ZS0005	Long-Term Loan > Interest In...	Information		0.00 EUR	>	0.00 EUR					+	Basic Rule
▼ ZS0009	Provision and provision expe...	Success									+	Compound Rule
ZS0007	Provisions exist	Success		-1,203.00 EUR	<=	0.00 USD						
ZS0008	Provision expenses exist	Success		73.39 EUR	<=	0.00 USD						
▼ ZG0002	P&L Balance Check	Success										
▼ ZS0006	Current period SG&A<Previo...	Success									Missing	Basic Rule
Cost Center:		Success		-1,000.00 EUR	<=	946.60 EUR	1,946.60 EUR					
Cost Center: 1210		Success		338M EUR	<=	1.23B EUR	897M EUR					
▼ ZS0004	No sales cost posted to man...	Success									+	Basic Rule
Cost Center:		Success		0.00 EUR	=	0.00 EUR						

# Situation handling

Many processes require manual checks by users.

Situation handling is there to automate this process.



Additional Information:

- [Situation Handling - SAP Help](#)
- [SAP Situation Handling In a Nutshell](#)
- [SAP Learning Content for Situation handling: SUP\\_ELE\\_7750\\_2502](#)

## GR/IR Example

- [Use Cases for Situation Handling in Finance](#)
- [Predictive Accounting Notification Success Rate](#)

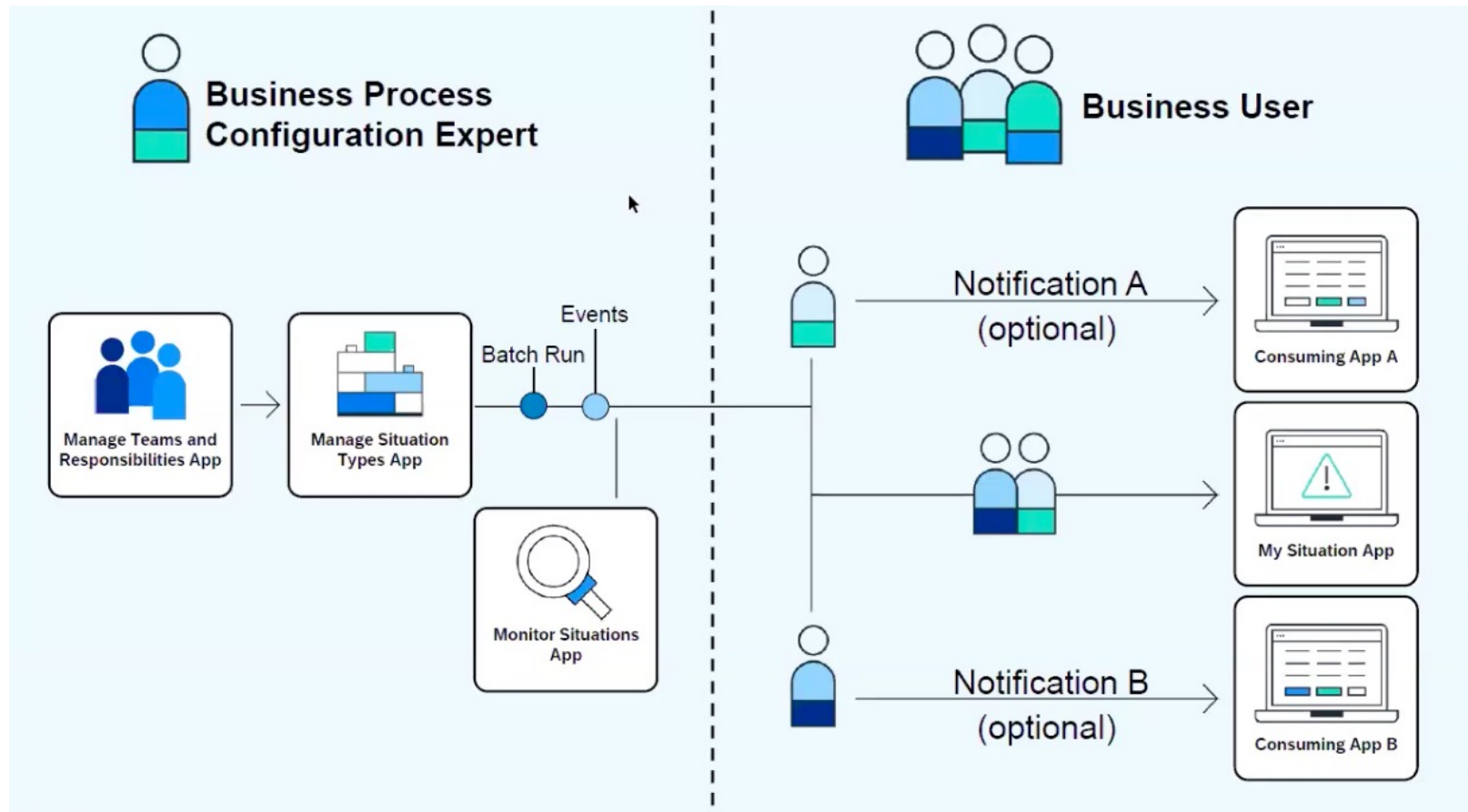
Template used for Situation Handling that informs specific users when the percentage of successfully processed source documents included in predictive accounting falls below a defined threshold.

### **Errors and Warnings in Allocation Runs**

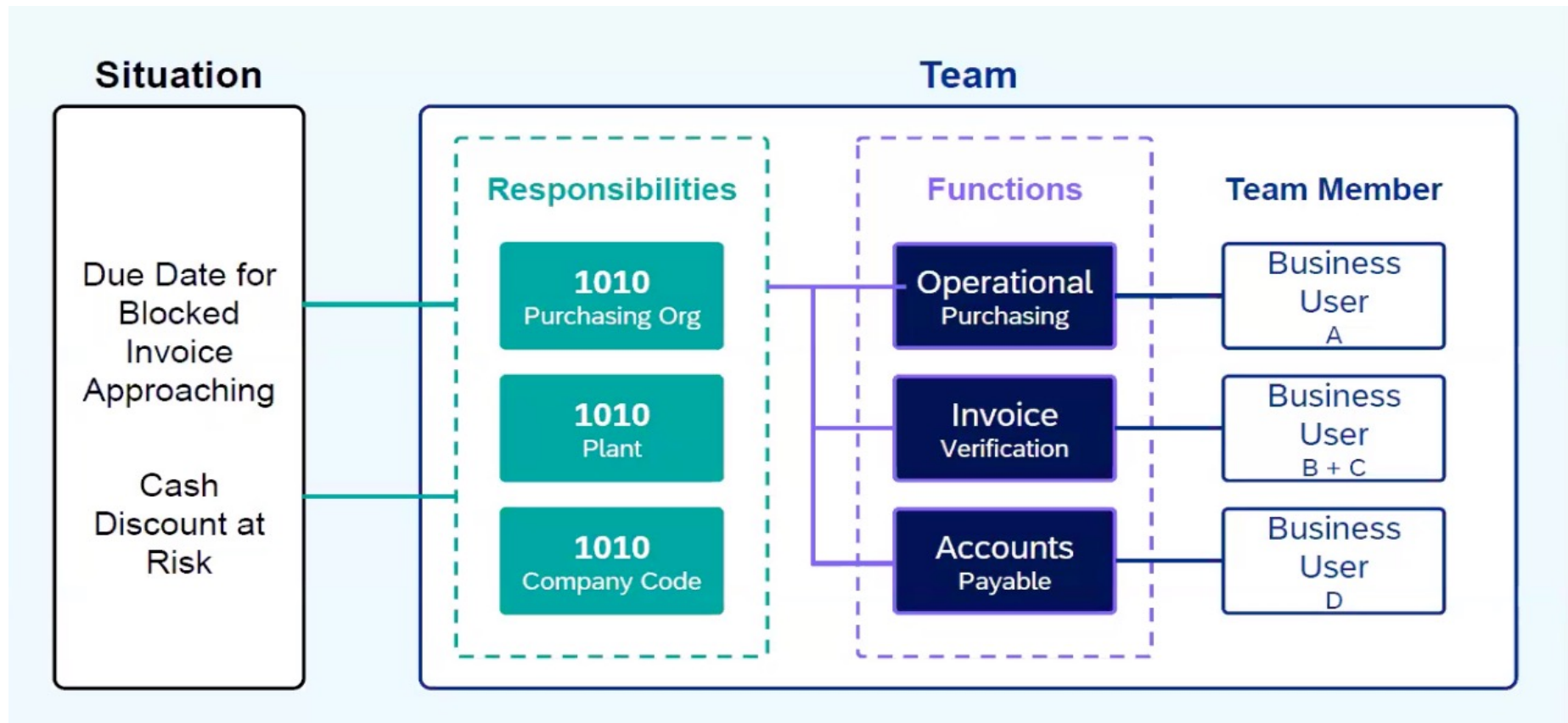
With the Errors and Warnings in Allocation Runs situation template, you can set up notifications that will be sent to the responsible overhead accountant automatically when warnings or errors occur during an allocation run. [Recording Link](#)

PUBLIC

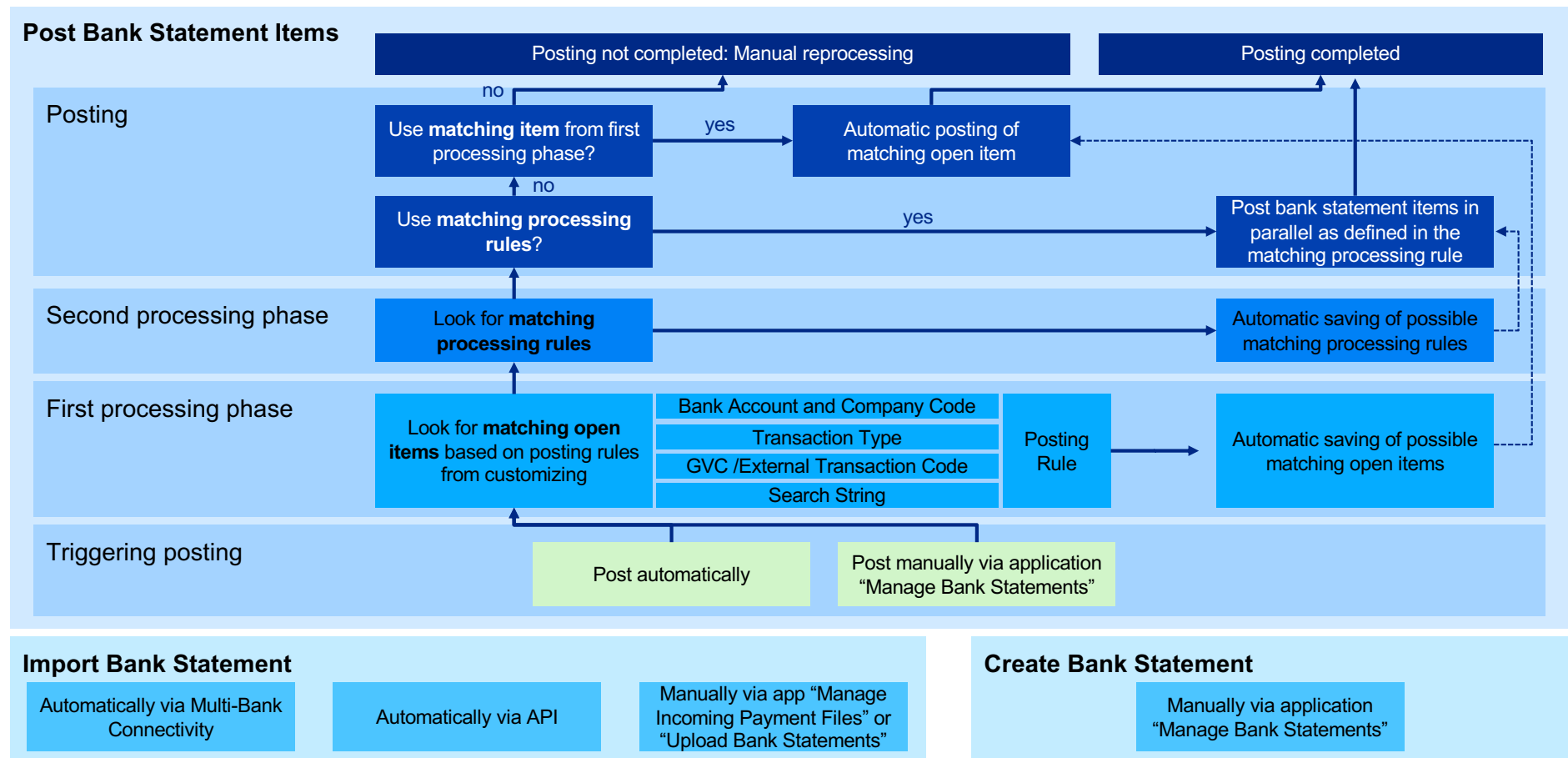
# Situation handling setup overview



## Accounts Payable: Cash discount at risk & Due date for blocked invoice approaching - Example



# Bank Statement Processing & Clearing



## Step 0.1

## Underlying SAP Customizing – Posting rules

- Electronic bank account statement customizing still exists
  - Create Account Symbols
  - Assign Accounts to Account Symbols
  - (Create Posting Rules)
  - Create Transaction Types and Assign Transaction Types to Posting Rules
  - Assign Transaction Types to Bank Accounts
- Posting rules assign logic for clearing account postings
- Disadvantages
  - These rules are not flexible as rules need to be configured by IT
  - Not agile when it comes to new business or changing business
  - Business user explain rules to IT, it needs to configure test etc.

SAP Make Global Settings for Electronic Bank St.: Change

Menu | New Entries | Copy As... | Undo Change | Select All | Deselect All | Configuration Help

Trans. Type: CAMT053  
Name: ISO XML Format CAMT053

Dialog Structure

- Create Account Symbols
- Assign Accounts to Account Symbol
- Create Transaction Type
  - Assign External Transaction Types to Posting Rules

Assign External Transaction Types to Posting Rules

External Tran...	Posting Rule	Interpretation Algorithm	Planning Type, Transaction	Processing Type
<input type="checkbox"/> ACMTKCPINL	F002	000: No Interpretation		Dummy entry - not assignable
<input type="checkbox"/> ACMTMOPCH	F011	000: No Interpretation		Dummy entry - not assignable
<input type="checkbox"/> ACMTMOPFE	F013	000: No Interpretation		Dummy entry - not assignable
<input type="checkbox"/> ACMTMOPINL	F013	000: No Interpretation		Dummy entry - not assignable
<input type="checkbox"/> FORXSPONTL	F029	000: No Interpretation		Dummy entry - not assignable
<input type="checkbox"/> FORXSPONTL	F028	000: No Interpretation		Dummy entry - not assignable
<input type="checkbox"/> PMNTCCDFE	FDP4	001: Standard Algorithm		Dummy entry - not assignable
<input type="checkbox"/> PMNTCCRDOT	F008	001: Standard Algorithm		Dummy entry - not assignable
<input type="checkbox"/> PMNTCCRDOT	FDP3	001: Standard Algorithm		Dummy entry - not assignable
<input type="checkbox"/> PMNTCCRDPO	FDP6	001: Standard Algorithm		Dummy entry - not assignable
<input type="checkbox"/> PMNTCCRDPO	FDP7	001: Standard Algorithm		Dummy entry - not assignable
<input type="checkbox"/> PMNTCCRDPO	FDP1	001: Standard Algorithm		Dummy entry - not assignable
<input type="checkbox"/> PMNTCCRDPO	FDP2	001: Standard Algorithm		Dummy entry - not assignable
<input type="checkbox"/> PMNTCCRDMSL	F008	001: Standard Algorithm		Dummy entry - not assignable
<input type="checkbox"/> PMNTCNTRCDL	F029	000: No Interpretation		Dummy entry - not assignable
<input type="checkbox"/> PMNTCNTRCWL	F028	000: No Interpretation		Dummy entry - not assignable
<input type="checkbox"/> PMNTCNTRICL	F007	001: Standard Algorithm		Dummy entry - not assignable
<input type="checkbox"/> PMNTICDTAC	F004	019: Reference Number (DME Management)		Dummy entry - not assignable
<input type="checkbox"/> PMNTICDTAD	F004	019: Reference Number (DME Management)		Dummy entry - not assignable
<input type="checkbox"/> PMNTICDTAP	F004	019: Reference Number (DME Management)		Dummy entry - not assignable
<input type="checkbox"/> PMNTICDTAR	F021	001: Standard Algorithm		Dummy entry - not assignable
<input type="checkbox"/> PMNTICDTAUL	F004	019: Reference Number (DME Management)		Dummy entry - not assignable
<input type="checkbox"/> PMNTICDTBOL	F004	019: Reference Number (DME Management)		Dummy entry - not assignable
<input type="checkbox"/> PMNTICDTDL	F004	019: Reference Number (DME Management)		Dummy entry - not assignable
<input type="checkbox"/> PMNTICDTES	F004	019: Reference Number (DME Management)		Dummy entry - not assignable

Position... Entry 1 of 83

Save Cancel

## Step 0.2 Set up Processing Rules in Fiori

- End User friendly tool in front-end
- Use AP/AR Postings, GL Postings or hand over to posting sequence
- Flexible rule setup and easy to use
- Set up new rules faster to adopt to new business with little effort
- Set up user specific rules or share with colleagues
- Up and download rules between systems

The screenshot shows the SAP Fiori 'Manage Processing Rules - For Bank Statements' interface. The left sidebar displays a list of 'Processing Rules (2)' with columns for Description, New Rule, and Cost ABC. The main content area shows details for rule '22' (Cost ABC). The 'Processing Rule' section includes fields for Description, Journal Entry Type, Rule For, Action Type, and Ignore Processor. The 'Condition' section shows a table of conditions with columns for Attribute, Option, From, and To. The 'Post to G/L Account' section shows a table of G/L Actions with columns for Account, Profit Center, Cost Center, Tax Code, Segment, and Functional Area.

Attribute	Option	From	To
Company Code	equal to	1010	
Currency	equal to	EUR	
House Bank	equal to	DEBK1	
House Bank Account	equal to	DEAC1	
Memo Line	contains	ABC	

Account	Profit Center	Cost Center	Tax Code	Segment	Functional Area
61003000		10101101	V1		



# Step 3 Posting & Clearing with automated rules

SAP Reprocess Bank Statement Items

RP\_Rule

Company Code: (1010) House Bank: (DEBK1) House Bank Account: Bank Statement Date: Bank Statement No.: (1002) Posting Status: (Posting Not Started x) (Completed x) 2 More

Bank Statement Items (21) Standard

Bank Stmt Item ID	Pos...	Pr...	Company Code	House Bank	House Bank Account	Bank Statement Date	Bank Statement No.	Line Item No.	Amount	Reprocess
01002/00001	x		1010	DEBK1	DEAC1	04/10/2023	1002	1	1.200,00 EUR	>
01002/00002	x		1010	DEBK1	DEAC1	04/10/2023	1002	2	4.500,00 EUR	>
01002/00003			1010	DEBK1	DEAC1	04/10/2023	1002	3	-3.532,00 EUR	>
01002/00004	x		1010	DEBK1	DEAC1	04/10/2023	1002	4	-22,00 EUR	>
01002/00005	x		1010	DEBK1	DEAC1	04/10/2023	1002	5	-20,00 EUR	>
01002/00006	x		1010	DEBK1	DEAC1	04/10/2023	1002	6	-200,00 EUR	>
01002/00007	x		1010	DEBK1	DEAC1	04/10/2023	1002	7	-5,00 EUR	>
01002/00008	x		1010	DEBK1	DEAC1	04/10/2023	1002	8	-36,00 EUR	>
01002/00009	x		1010	DEBK1	DEAC1	04/10/2023	1002	9	-215,00 EUR	>
01002/00010	x		1010	DEBK1	DEAC1	04/10/2023	1002	10	-200,00 EUR	>
01002/00011	x		1010	DEBK1	DEAC1	04/10/2023	1002	11	1.200,00 EUR	>
01002/00012	x		1010	DEBK1	DEAC1	04/10/2023	1002	12	4.500,00 EUR	>
01002/00013	x		1010	DEBK1	DEAC1	04/10/2023	1002	13	-200,00 EUR	>
01002/00014	x		1010	DEBK1	DEAC1	04/10/2023	1002	14	-1.345,00 EUR	>
01002/00015	x		1010	DEBK1	DEAC1	04/10/2023	1002	15	-5,00 EUR	>
01002/00016	x		1010	DEBK1	DEAC1	04/10/2023	1002	16	-22,00 EUR	>
01002/00017	x		1010	DEBK1	DEAC1	04/10/2023	1002	17	-35,00 EUR	>
01002/00018	x		1010	DEBK1	DEAC1	04/10/2023	1002	18	-18,00 EUR	>
01002/00019	x		1010	DEBK1	DEAC1	04/10/2023	1002	19	-15,00 EUR	>
01002/00020	x		1010	DEBK1	DEAC1	04/10/2023	1002	20	-15,00 EUR	>
01002/00021	x		1010	DEBK1	DEAC1	04/10/2023	1002	21	-67,00 EUR	>
EUR										

# Agenda

## Introduction

## S/4HANA Functionality

GL Upload, Situation Handling, and Flexible Workflow for enhancing efficiency.

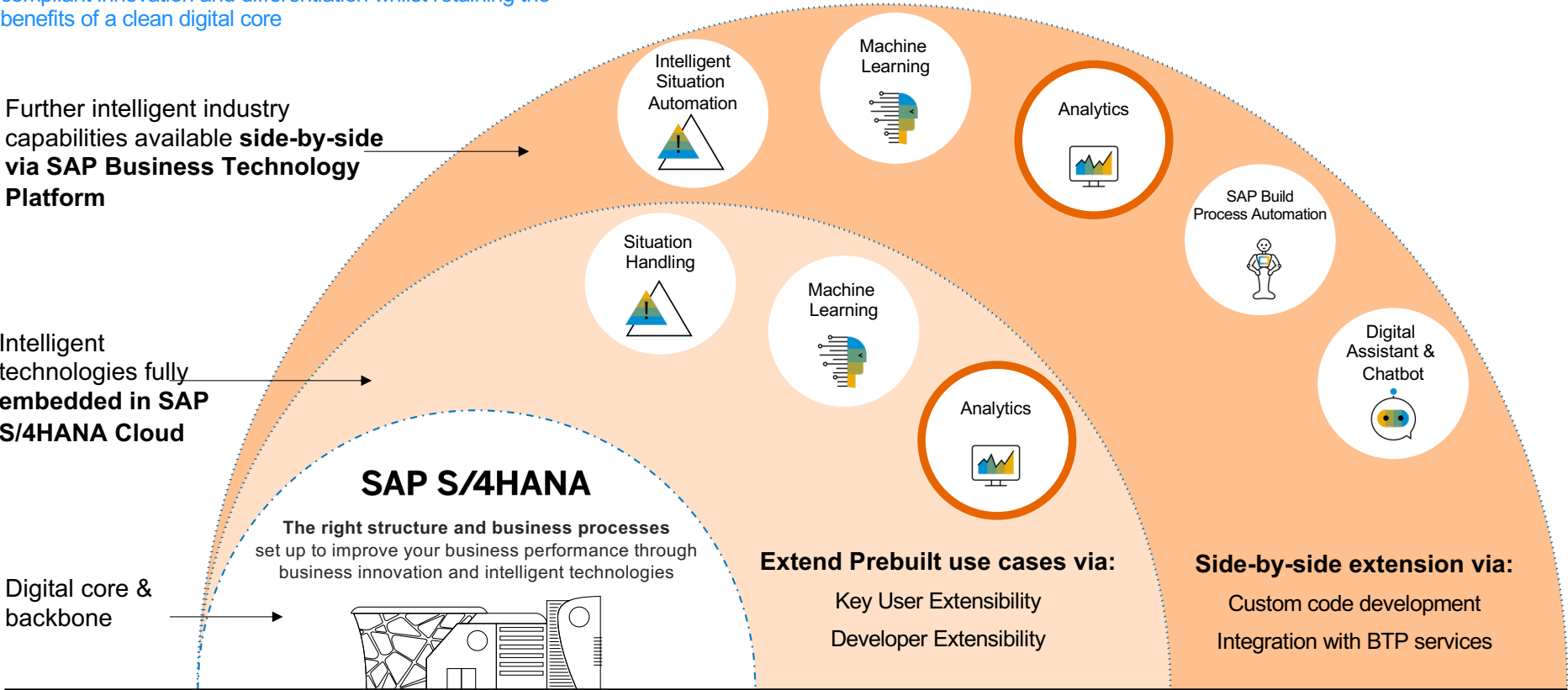
## Real-Time Financial Reporting

Examples from Accounts Receivable, Accounts Payable & General Ledger Accounting with insight to action.

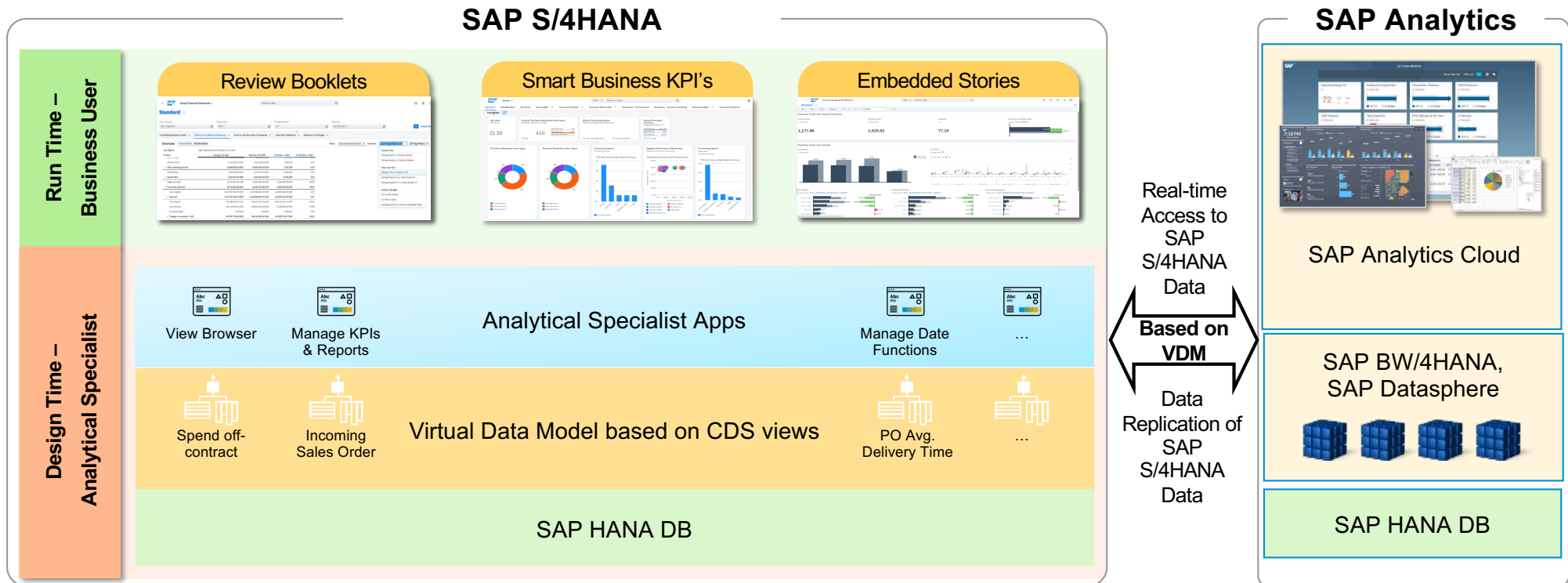
# SAP S/4HANA Cloud and SAP Business Technology Platform

## A versatile platform to speed innovation

Comprehensive extensibility capabilities to allow cloud lifecycle compliant innovation and differentiation whilst retaining the benefits of a clean digital core



# SAP S/4HANA embedded analytics - Powered by SAP Fiori and SAP Analytics



- **Provide embedded insights in the solution**, optimally support business users in defined business processes with decision support and information at the users fingertips.
- **Integrate seamlessly** into the **enterprise intelligence** offerings such as SAP Analytics Cloud, SAP Datasphere and SAP BW/4HANA
- Provide **real-time access** to solution data as well as **replication of data** and blending with multiple other sources for E2E enterprise intelligence

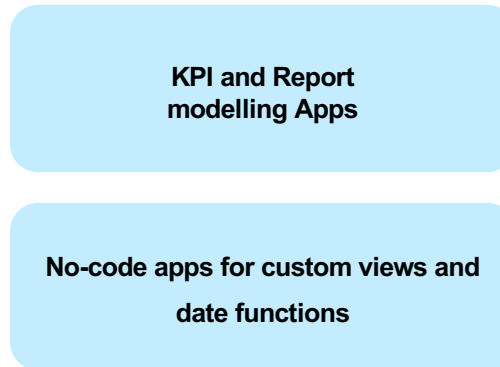
# SAP S/4HANA embedded analytics – overview of current tooling




Paul – Business User



Maria – Analytical Specialist



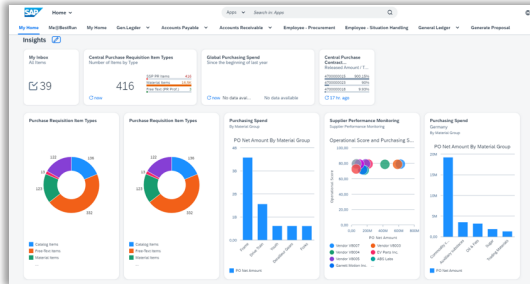
Joe – Developer



\* Separated License necessary

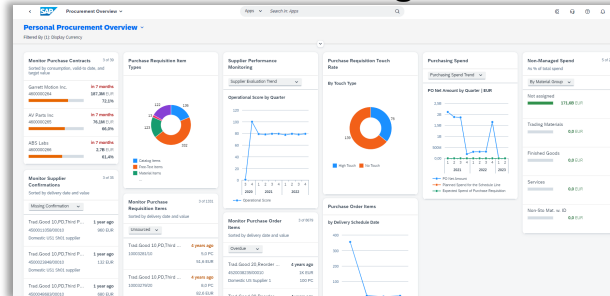
# SAP S/4HANA embedded analytics: Capabilities for the Business User

## Smart Business KPI's and Cards



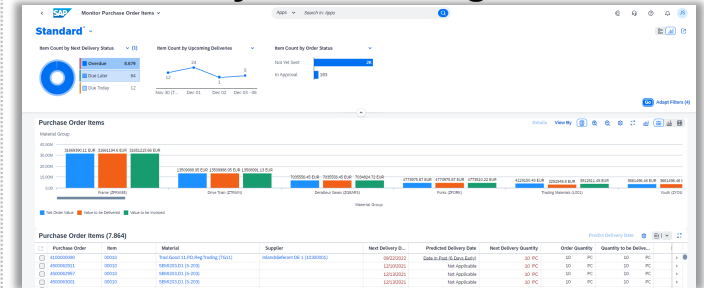
- KPI monitoring on the Fiori Launchpad
- Display cards from one of your overview pages
- Customizable for user specific needs

## Overview Pages



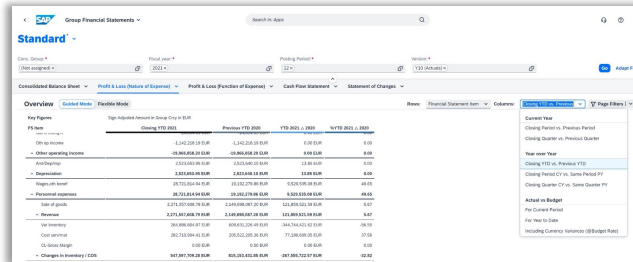
- Consolidated view on a certain domain, e.g. Purchasing
- Information presented in analytical tables and charts
- Take action in the same place or navigate to other apps
- Save personal variants

## Analytical List Page



- Generic approach to mix analytical and transactional activities
- Display table or chart or a combination
- Take action directly in the same app or navigate to other apps
- Save personal variants.

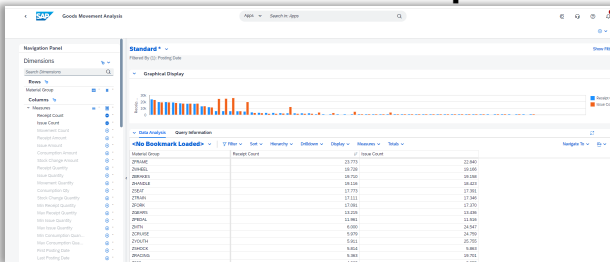
## Review Booklets



- Prepared layouts for specific business questions
- Guided and flexible analysis mode, contextual actions
- Save personalized views
- [Group Financial Statement Review Booklet](#)

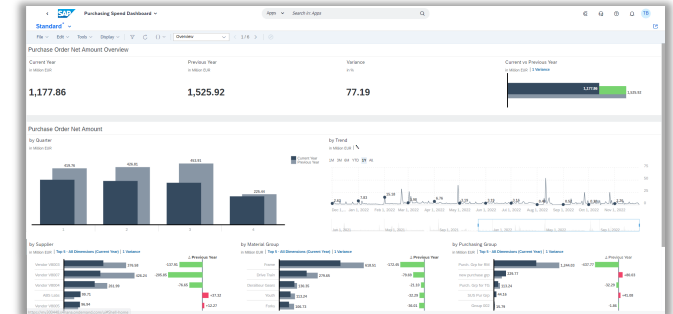
Public

## Multidimensional Reports



- Analyze and visualize data from multiple dimensions
- Display pivot-table or chart or a combination
- Save personal variants

## Embedded Stories



- Dashboards based on SAP Analytics Cloud
- Used as templates, customers will copy and adapt
- Queries supplying the data are shipped with SAP S/4HANA
- SAP S/4HANA : Stories can be embedded in Fiori-Launchpad

# Thank you.

Contact information:

**Dick Westman**

[Dick.westman@sap.com](mailto:Dick.westman@sap.com)

Read my latest blog: [Income tax/Direct tax and Tax ledger](#)

 **Bring out your best.**

# Launchpad Features that bring value to all business users

## Search

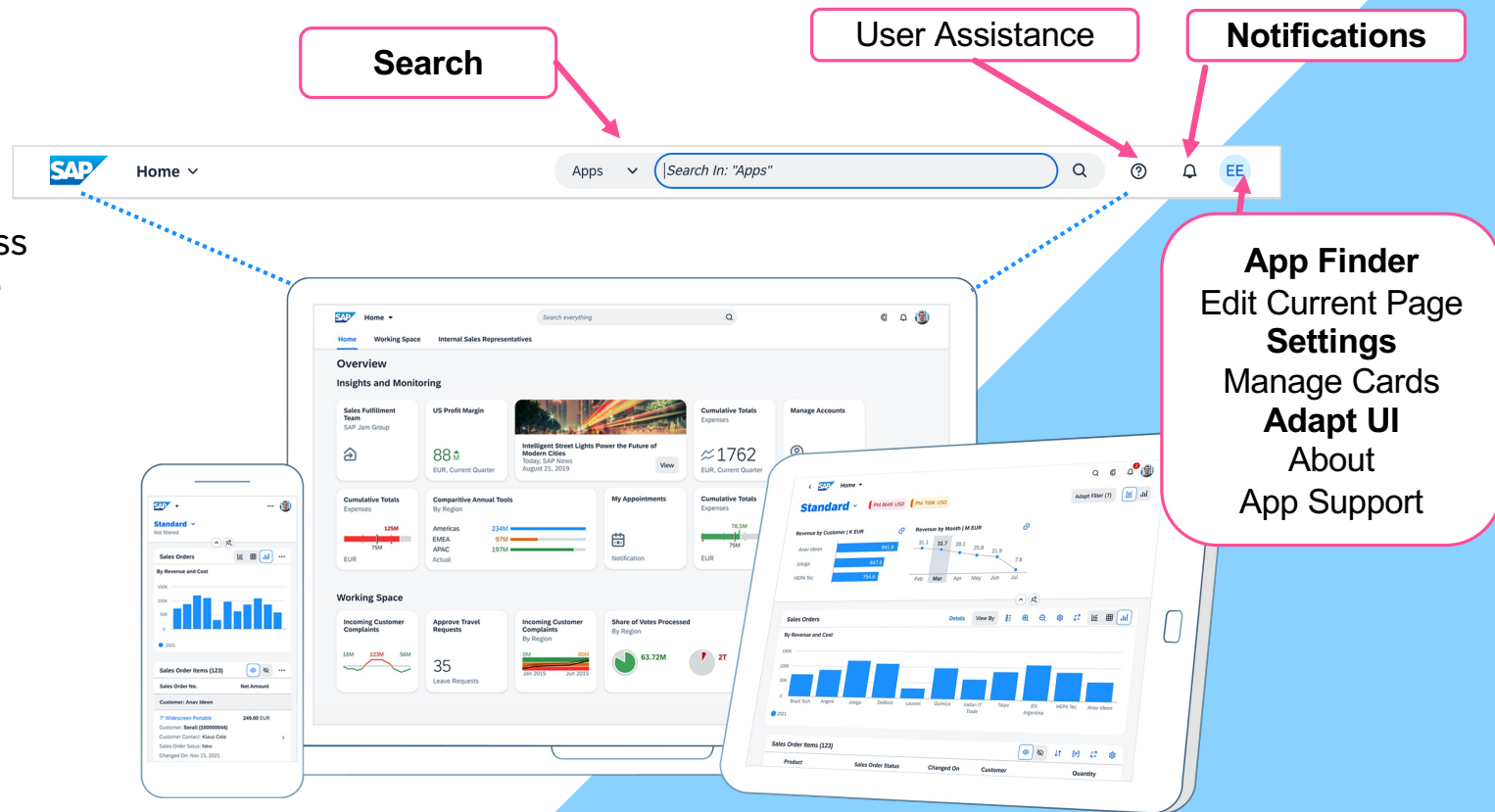
- Use SAP Enterprise Search to find business objects or apps in the SAP Fiori Launchpad

## Notifications

- Receive notifications by date, type, and priority

## Settings

- Customize your user experience by setting default values



[SAP Fiori for SAP S/4HANA – 10 health checks for the SAP Fiori launchpad](#)

[More Information: New videos showcasing SAP Fiori 3 for SAP S/4HANA Top 5 Fiori features that bring value to every business user](#)

# UI Adapt - Example of saving view for only a group

[SAP Help link 1](#) & [SAP Help link 2](#)

The screenshot shows the SAP Journal Entry Analyzer interface. At the top, there is a navigation bar with the SAP logo and the text 'Journal Entry Analyzer'. Below this, there are several input fields for filters: Ledger (0L), Company Code (1710), Key Date (02/25/2026), G/L Account, Alternative G/L Account, Fiscal Year of Ledger, and Fiscal Period. There are also fields for Fiscal Year Period, Posting Date, Financial Transaction Type, and Journal Entry. A 'Go' button is visible next to the filters. On the left side, there is a 'Navigation Panel' with sections for Dimensions, Rows, Columns, and Available Fields. The main area of the interface is titled 'Data Analysis' and includes tabs for 'Graphical Display' and 'Query Information'. A 'Save View' dialog box is open in the foreground, allowing the user to save the current view. The dialog has a 'View:' field, a 'Set as Default:' checkbox, and a 'Visibility:' section with radio buttons for 'Private' (selected), 'Group', and 'Public'. The 'Group' option is highlighted with a red box, and an 'Assign Users' link is visible next to it. 'Save' and 'Cancel' buttons are at the bottom of the dialog.

## What are SAP Business Roles

Templates that quickly scope relevant apps as a **starting point** for custom business roles

- Templates of relevant **launchpad content, app-to-app navigations and launchpad layouts** for a job-based business role
- Include **content and app-to-app navigations** for:
  - **SAP Fiori Apps**
  - **Classic User Interfaces** (GUI transactions, Web Dynpro apps, Web Client UIs)
  - **URL Links**
- You can **copy** these templates then **refine, combine, and extend** your copy to meet your business needs...  
[SAP Fiori for SAP S/4HANA – Creating your custom business roles – the end-to-end process and video playlist](#)

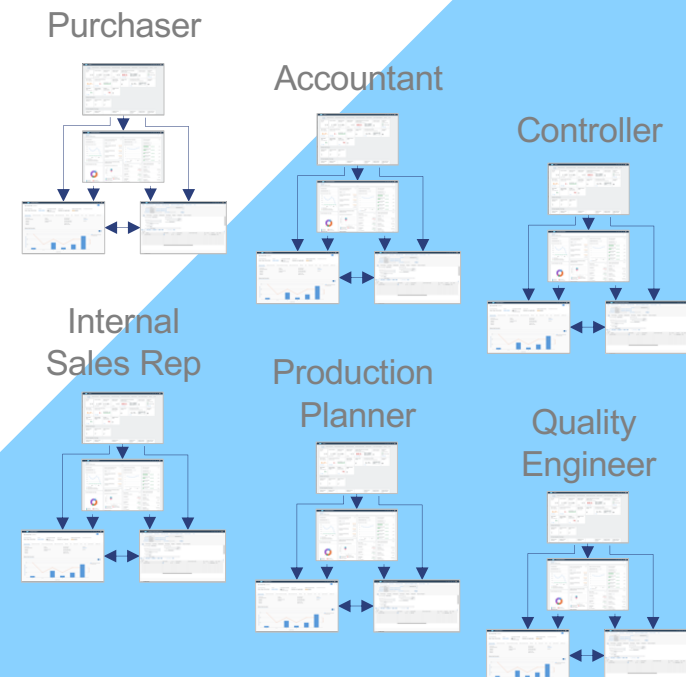
A starting point for creating your own

## custom business roles

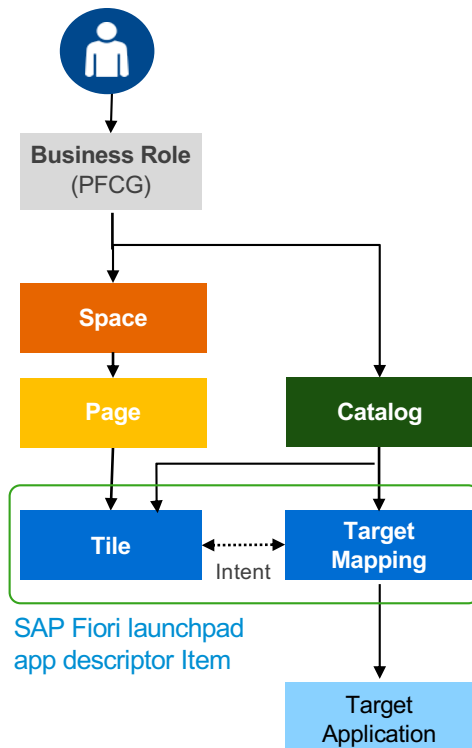
**More Information:** [Understanding SAP Business Roles](#)

PUBLIC

**SAP S/4HANA delivers  
600+ SAP Business Roles**



# SAP Fiori launchpad content entities



## Business Role

Includes catalogs, spaces and/or groups

## Space

Combines one or multiple pages

Is assigned to one or several business roles

## Page

Displays applications, bundled into sections

## Tile / App

Visual representation of applications

Contains an intent (combination of semantic object + action)

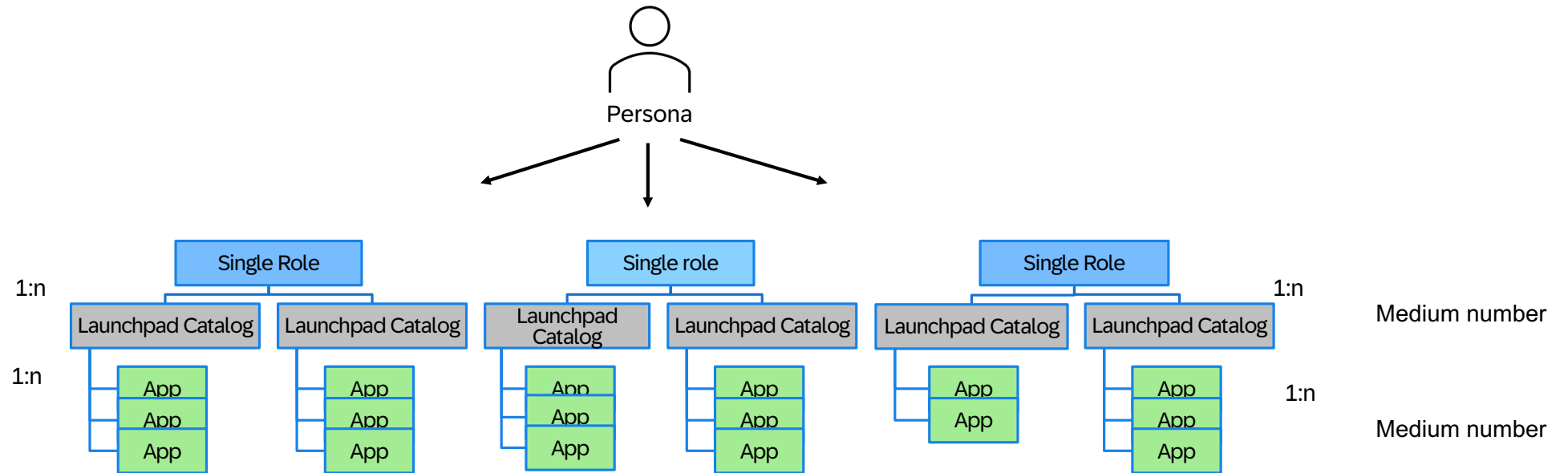
## Target Mappings

Maps intent to target application to be launched

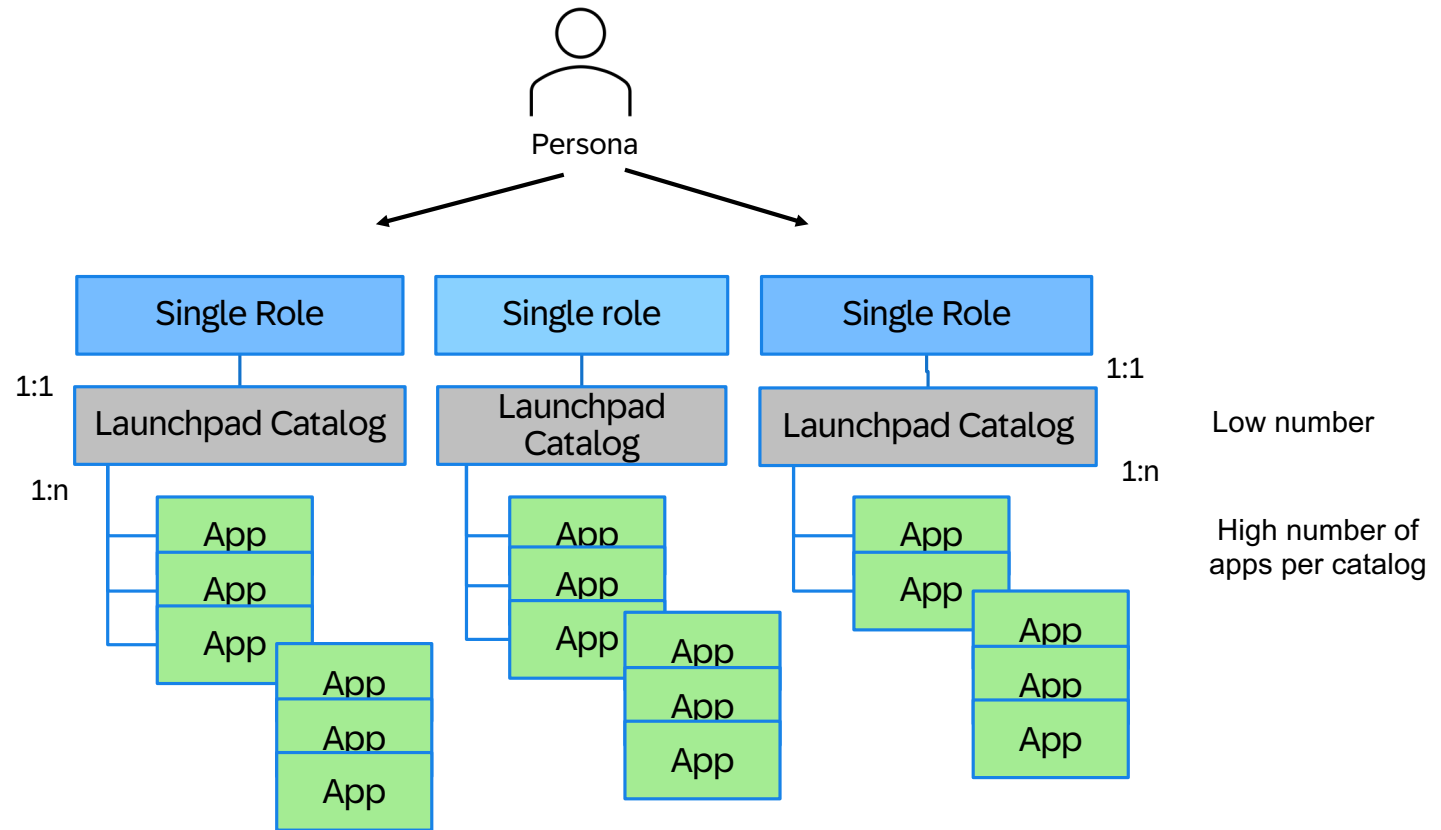
## Catalog

Collection of apps available for user in home page or App Finder

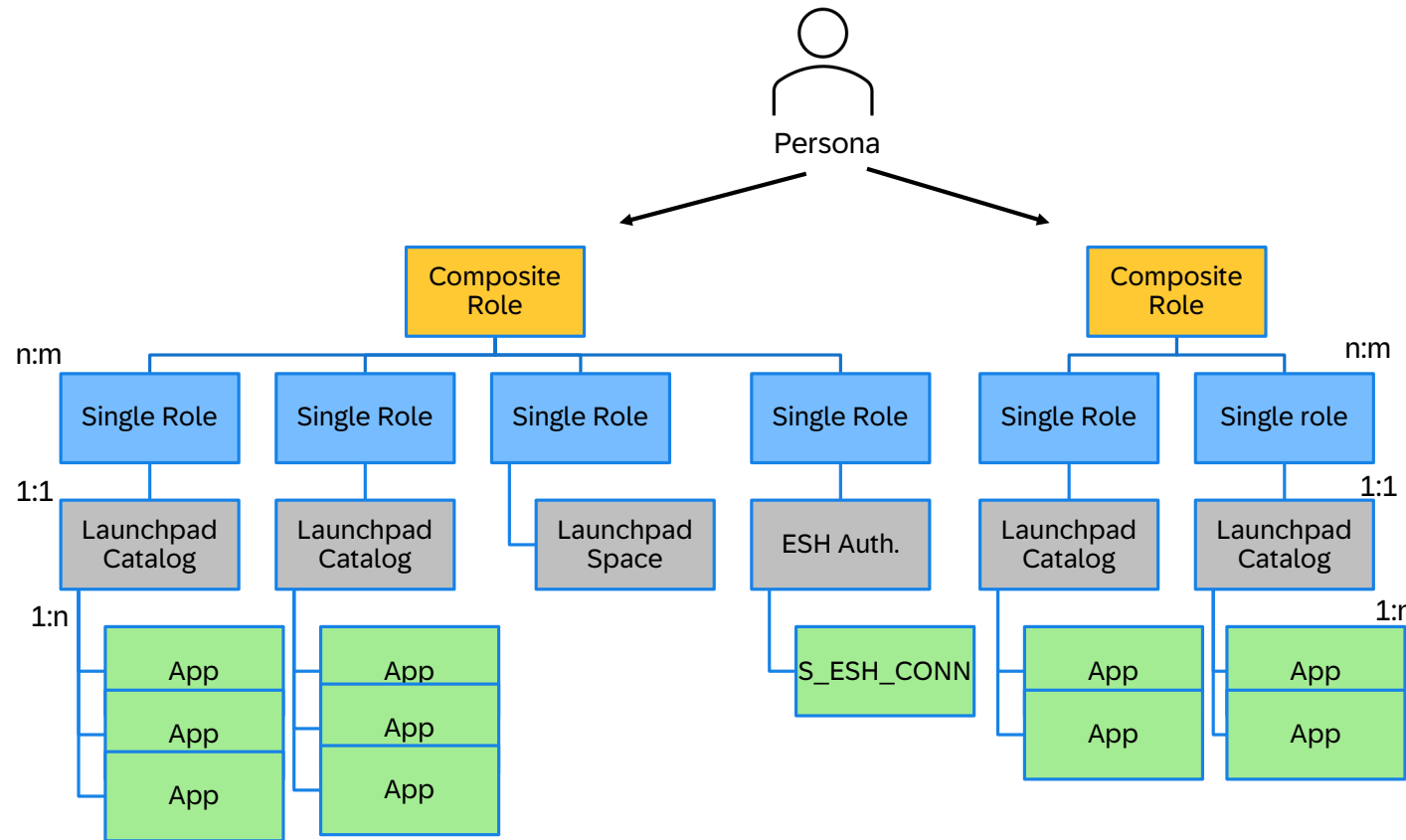
# Option 1: Launchpad Catalogs Design based on Standard Role



## Option 2: All Apps of a Business Role combined into one Catalog



### Option 3: Granularity of the single roles get optimized for reusability



Structure with focus on re-usability

Medium number

Medium number

Medium number

# Configure and Refine Content and Layout

## Lessons Learned



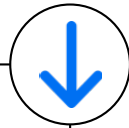
### Understand content and layout entities

- Refer to [Setting up Authorization Roles](#)
- Refer to [SAP Fiori for SAP S/4HANA – Granting Project Users SAP Fiori Launchpad Access](#)



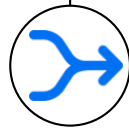
### Get familiar with content and layout tools

- Refer to [SAP Fiori for SAP S/4HANA – Creating your custom business roles – the end-to-end process and video playlist](#)



### Put the User first

- Security should never degrade the user experience
- Security should help the users complete tasks safely.
- Refer to [Getting back to Standard Proposals with SU24 Authorisation Variants](#)



### Involve your users in layout decisions

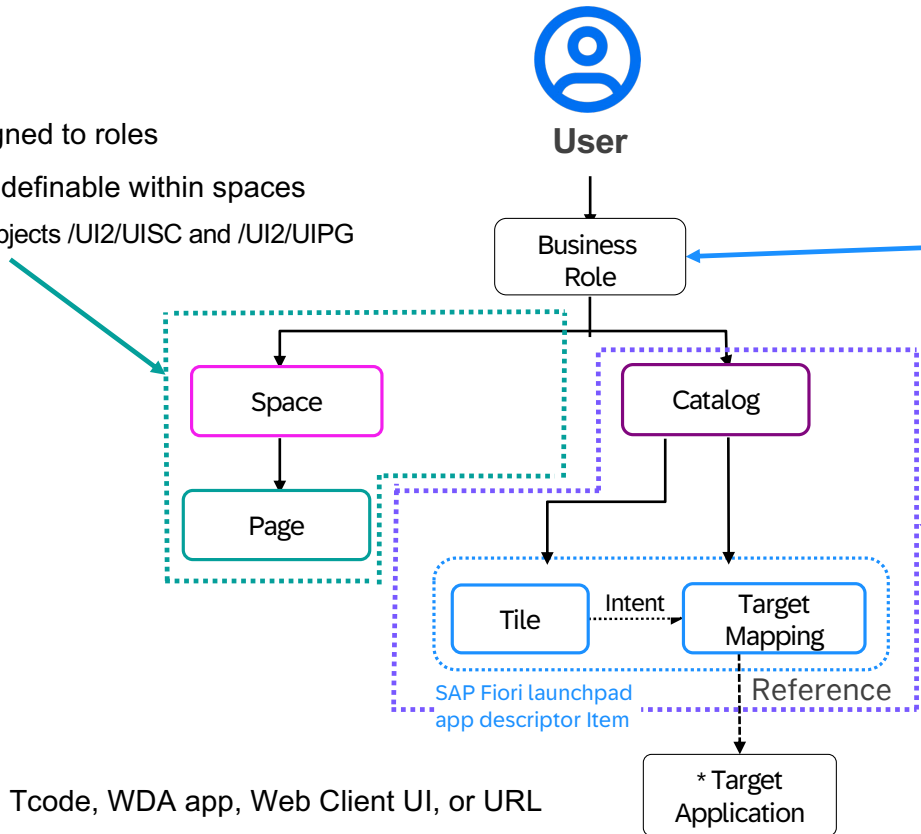
- Make sure layouts makes sense to the people who will use them every day
- Consider distributing managing layouts to key users as you grow your UX
- Refer to [Recommendation for Structuring Roles, Spaces & Pages in the SAP Fiori Launchpad based on Common User Behaviors](#)

# Launchpad content and layout relationships – for security experts

**IMPORTANT:** Authorizations are driven from SAP Fiori launchpad content assignment

**SAP\_ALL will not help you!**

Spaces are assigned to roles  
 Pages are freely definable within spaces  
 Customizing auth objects /UI2/UI SC and /UI2/UI PG



Technically represented as a Security Role



## Authorization Tools

- GUI Transaction PFCG, SU25, etc.
- GUI Transaction SACM (DCL Grants for CDS Views)
- [Mass Maintenance of Business Roles](#)

Role authorizations are derived from content assigned to catalogs

You can adjust the derived authorizations in PFCG

\* SAP Fiori app, GUI Tcode, WDA app, Web Client UI, or URL

**More Information:** [Setting up Authorization Roles](#); [SAP Fiori for SAP S/4HANA – Granting Project Users SAP Fiori Launchpad Access](#)